

Low Voltage Track System Module LX26-RS40-12W-927-45



Light Output Ratio:	100.0%	
Luminaire Power:	12.48 W	
SHR Nominal:	0.50	Calculated using the TM5
SHR Maximum:	0.65	fine grid method.

C Range: 0 - 360DEG
C Interval: 15.0DEG
Test Speed: HIGH
Temperature: 25.3DEG
Operators: Jason
Test Date: 2020-05-07

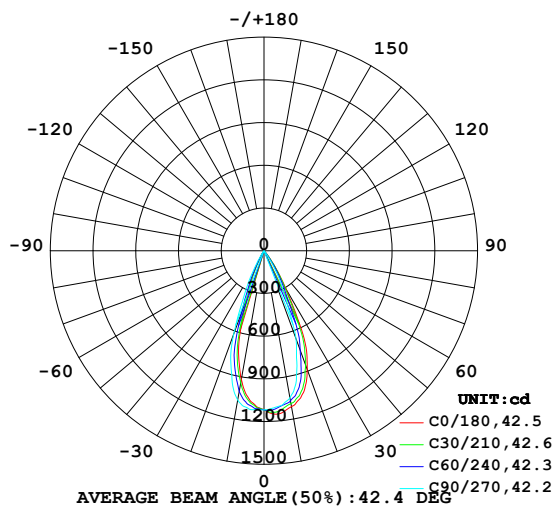
γ Range: 0 - 90DEG
γ Interval: 0.5DEG
Test System: EVERFINE GO-2000B_V1 SYSTEM V2.0.362
Humidity: 58%
Test Distance: 5.850m [K=1.0000]
Remarks:

LUMINAIRE PHOTOMETRIC TEST REPORT

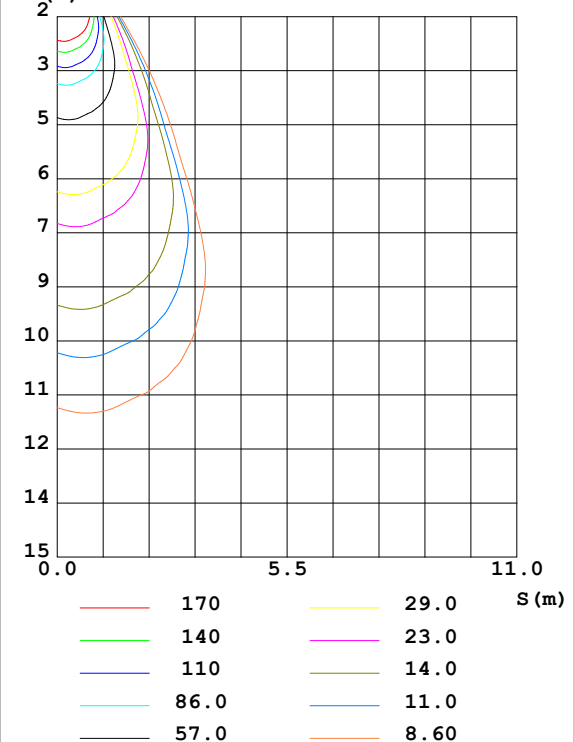
Test:U:48.00V I:0.2601A P:12.48W PF:1.000 Freq:0Hz Lamp Flux:547.568x1 lm		
NAME: ML26-RS40-12W-927-45	TYPE:Low Voltage Track System Module	
SPEC.:2700K	DIM.: ϕ 40mm*H105mm	
MFR.: NEKO LIGHTING AG		

DATA OF LAMP		PHOTOMETRIC DATA Eff: 43.87 lm/W			
MODEL	CITIZEN-2700K	I _{max} (cd)	1155	S/MH (C0/180)	0.52
NOMINAL POWER (W)	12	LOR (%)	100.0	S/MH (C90/270)	0.62
RATED VOLTAGE (V)	48	TOTAL FLUX (lm)	547.57	η UP,DN (C0-180)	0.0,53.0
NOMINAL FLUX (lm)	547.568	CIE CLASS	DIRECT	η UP,DN (C180-360)	0.0,47.0
LAMPS INSIDE	1	η up (%)	0.0	CIBSE SHR NOM	0.50
TEST VOLTAGE (V)	48	η down (%)	100.0	CIBSE SHR MAX	0.65

LUMINOUS INTENSITY DISTRIBUTION DIAGRAM



C0 PLANE ISOLUX DIAGRAM (UNIT:lx)



C Range: 0 - 360DEG
 C Interval: 15.0DEG
 Test Speed: HIGH
 Temperature:25.3DEG
 Operators:Jason
 Test Date:2020-05-07

γ Range: 0 - 90DEG
 γ Interval: 0.5DEG
 Test System:EVERFINE GO-2000B_V1 SYSTEM V2.0.362
 Humidity:58%
 Test Distance:5.850m [K=1.0000]
 Remarks:

ZONAL FLUX DIAGRAM

ZONAL FLUX DIAGRAM:

γ	C0	C45	C90	C135	C180	C225	C270	C315	γ	Φ zone	Φ total	%lum, lamp
10	1112	1084	1049	967.8	918.7	962.4	1065	1120	0- 10	103.3	103.3	18.9,18.9
20	889.5	807.1	659.3	440.5	344.5	397.3	623.3	823.7	10- 20	238.2	341.6	62.4,62.4
30	306.0	267.3	177.9	90.75	46.65	45.43	102.9	203.8	20- 30	163.4	504.9	92.2,92.2
40	30.27	25.26	11.64	5.992	3.855	3.981	6.560	13.87	30- 40	37.36	542.3	99,99
50	3.556	3.425	2.312	1.376	0.8454	0.8248	1.331	2.345	40- 50	3.913	546.2	99.8,99.8
60	0.9007	0.8485	0.5197	0.3019	0.2201	0.2224	0.2995	0.5460	50- 60	0.9391	547.2	99.9,99.9
70	0.2798	0.2285	0.1644	0.0962	0.0698	0.0894	0.0962	0.1951	60- 70	0.2773	547.4	100,100
80	0.1027	0.0632	0.0571	0.0329	0.0175	0.0370	0.0328	0.0767	70- 80	0.0984	547.5	100,100
90	0.0327	0.0261	0.0241	0.0285	0.0175	0.0174	0.0153	0.0197	80- 90	0.0363	547.6	100,100
100									90-100			
110									100-110			
120									110-120			
130									120-130			
140									130-140			
150									140-150			
160									150-160			
170									160-170			
180									170-180			
DEG	LUMINOUS INTENSITY:cd									UNIT:lm		

Conical surface Flux(90deg): 545.03 lm

%lum = 99.5%

%lamp = 99.5%

Conical surface Flux(120deg): 547.16 lm

%lum = 99.9%

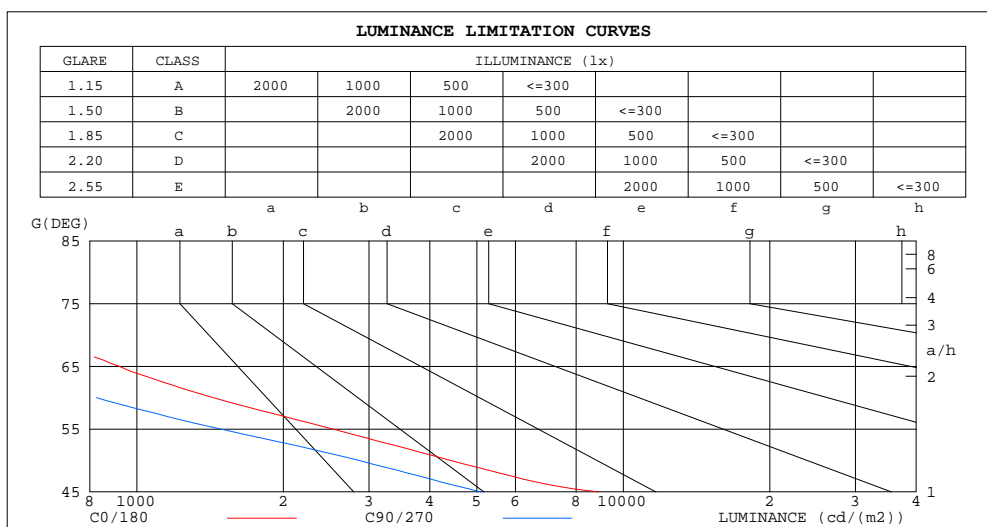
%lamp = 99.9%

C Range: 0 - 360DEG
C Interval: 15.0DEG
Test Speed: HIGH
Temperature:25.3DEG
Operators:Jason
Test Date:2020-05-07

γ Range: 0 - 90DEG
 γ Interval: 0.5DEG
Test System:EVERFINE GO-2000B_V1 SYSTEM V2.0.362
Humidity:58%
Test Distance:5.850m [K=1.0000]
Remarks:

LUMINANCE LIMITATION CURVES

Test:U:48.00V I:0.2601A P:12.48W PF:1.000 Freq:0Hz Lamp Flux:547.568x1 lm		
NAME: ML26-RS40-12W-927-45	TYPE:Low Voltage Track System Module	
SPEC.:2700K	DIM.: ϕ 40mm*H105mm	
MFR.: NEKO LIGHTING AG		



LUMINANCE cd/(m2)		
G(DEG)	C0/180	C90/270
85	579	320
80	472	262
75	525	303
70	652	382
65	920	532
60	1436	826
55	2529	1487
50	4411	2859
45	8873	5089

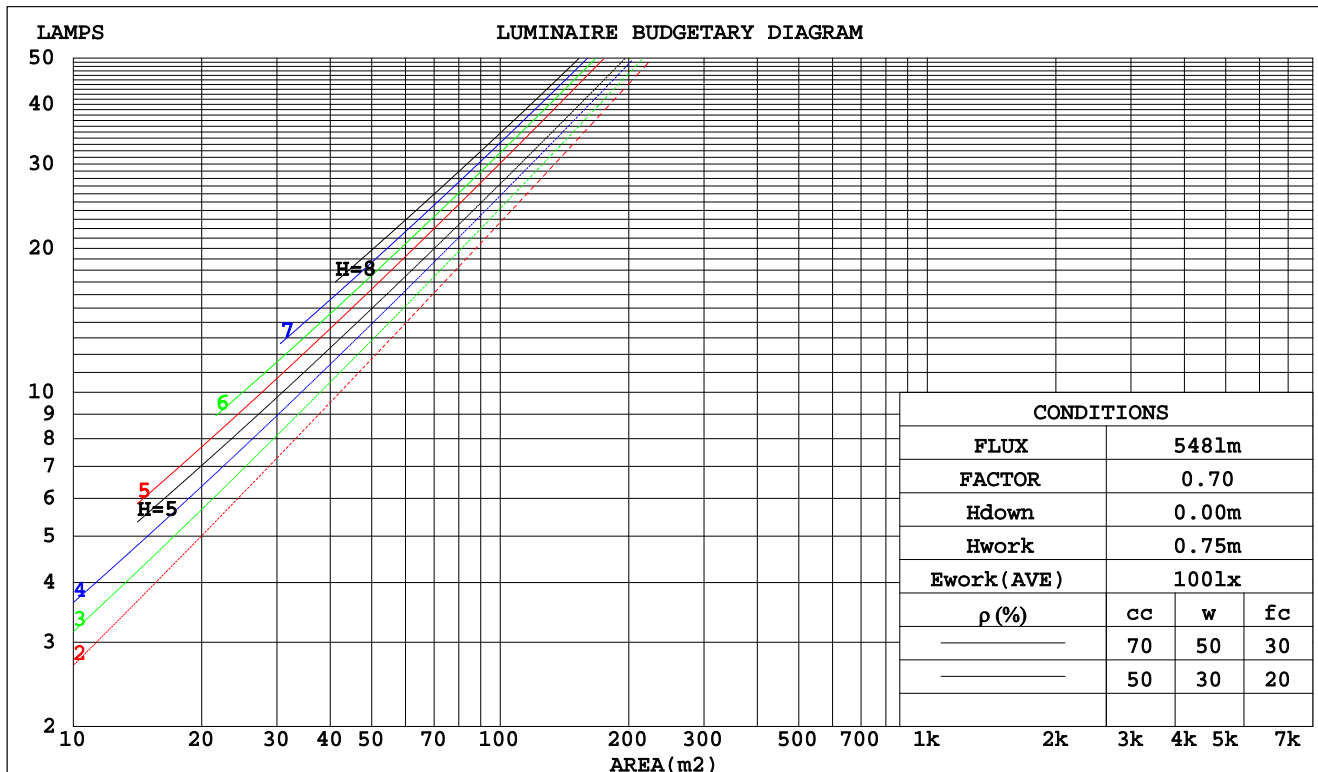
C Range: 0 - 360DEG
C Interval: 15.0DEG
Test Speed: HIGH
Temperature:25.3DEG
Operators:Jason
Test Date:2020-05-07

γ Range: 0 - 90DEG
 γ Interval: 0.5DEG
Test System:EVERFINE GO-2000B_V1 SYSTEM V2.0.362
Humidity:58%
Test Distance:5.850m [K=1.0000]
Remarks:

CU AND LUMINAIRE BUDGETARY ESTIMATE DIAGRAM

Test:U:48.00V I:0.2601A P:12.48W PF:1.000 Freq:0Hz Lamp Flux:547.568x1 lm		
NAME: ML26-RS40-12W-927-45	TYPE:Low Voltage Track System Module	
SPEC.:2700K	DIM.: $\phi 40\text{mm} \times H105\text{mm}$	
MFR.: NEKO LIGHTING AG		

pcc	80%			70%			50%			30%			10%			0
pw	50%	30%	10%	50%	30%	10%	50%	30%	10%	50%	30%	10%	50%	30%	10%	0
pfc	20%			20%			20%			20%			20%			0
RCR	Coefficients of Utilization(CU)															
0.0	1.19	1.19	1.19	1.16	1.16	1.16	1.11	1.11	1.11	1.06	1.06	1.06	1.02	1.02	1.02	.00
1.0	1.12	1.10	1.08	1.10	1.08	1.06	1.06	1.04	1.03	1.02	1.01	1.00	.99	.98	.97	.95
2.0	1.06	1.03	.00	1.04	1.01	.99	1.01	.99	.96	.98	.96	.94	.95	.94	.92	.91
3.0	1.00	.96	.93	.99	.95	.92	.97	.93	.91	.94	.92	.89	.92	.90	.88	.87
4.0	.95	.91	.87	.94	.90	.87	.92	.89	.86	.90	.87	.85	.89	.86	.84	.83
5.0	.91	.86	.83	.90	.86	.82	.88	.85	.82	.87	.84	.81	.85	.83	.80	.79
6.0	.87	.82	.79	.86	.82	.78	.85	.81	.78	.83	.80	.77	.82	.79	.77	.76
7.0	.83	.78	.75	.82	.78	.75	.81	.77	.74	.80	.77	.74	.79	.76	.73	.72
8.0	.80	.75	.71	.79	.74	.71	.78	.74	.71	.77	.73	.71	.76	.73	.70	.69
9.0	.76	.72	.68	.76	.71	.68	.75	.71	.68	.74	.70	.68	.74	.70	.68	.66
10.0	.73	.69	.65	.73	.68	.65	.72	.68	.65	.72	.68	.65	.71	.67	.65	.64



C Range: 0 - 360DEG
C Interval: 15.0DEG
Test Speed: HIGH
Temperature:25.3DEG
Operators:Jason
Test Date:2020-05-07

γ Range: 0 - 90DEG
 γ Interval: 0.5DEG
Test System:EVERFINE GO-2000B_V1 SYSTEM V2.0.362
Humidity:58%
Test Distance:5.850m [K=1.0000]
Remarks:

WEC AND CCEC

Test:U:48.00V I:0.2601A P:12.48W PF:1.000 Freq:0Hz Lamp Flux:547.568x1 lm		
NAME: ML26-RS40-12W-927-45	TYPE:Low Voltage Track System Module	
SPEC.:2700K	DIM.: ϕ 40mm*H105mm	
MFR.: NEKO LIGHTING AG		

ρ_{cc}	80%			70%			50%			30%			10%			0
ρ_w	50%	30%	10%	50%	30%	10%	50%	30%	10%	50%	30%	10%	50%	30%	10%	0
ρ_{fc}	20%			20%			20%			20%			20%			0
RCR	RCR:Room Cavity Ratio						Wall Exitance Coefficients(WEC)									
0.0																
1.0	.152	.087	.027	.146	.083	.026	.133	.076	.024	.122	.070	.023	.111	.064	.021	
2.0	.143	.078	.024	.138	.076	.023	.127	.071	.022	.118	.066	.021	.109	.062	.019	
3.0	.135	.072	.022	.130	.070	.021	.122	.066	.020	.114	.062	.019	.106	.059	.018	
4.0	.128	.066	.020	.124	.065	.019	.116	.062	.018	.109	.059	.018	.103	.056	.017	
5.0	.121	.062	.018	.118	.061	.018	.112	.058	.017	.106	.056	.017	.100	.053	.016	
6.0	.116	.058	.017	.113	.057	.016	.107	.055	.016	.102	.053	.016	.097	.051	.015	
7.0	.111	.055	.015	.108	.054	.015	.103	.052	.015	.099	.051	.015	.094	.049	.014	
8.0	.106	.052	.015	.104	.051	.014	.099	.050	.014	.095	.048	.014	.091	.047	.014	
9.0	.102	.049	.014	.100	.049	.014	.096	.047	.013	.092	.046	.013	.089	.045	.013	
10.0	.098	.047	.013	.096	.046	.013	.093	.045	.013	.089	.044	.013	.086	.043	.012	

ρ_{cc}	80%			70%			50%			30%			10%			0
ρ_w	50%	30%	10%	50%	30%	10%	50%	30%	10%	50%	30%	10%	50%	30%	10%	0
ρ_{fc}	20%			20%			20%			20%			20%			0
RCR	RCR:Room Cavity Ratio						Ceiling Cavity Exitance Coefficients(CCEC)									
0.0	.190	.190	.190	.163	.163	.163	.111	.111	.111	.064	.064	.064	.020	.020	.020	
1.0	.169	.158	.147	.145	.135	.126	.099	.093	.087	.057	.054	.051	.018	.017	.016	
2.0	.152	.133	.116	.131	.114	.100	.089	.079	.070	.052	.046	.041	.017	.015	.013	
3.0	.138	.113	.093	.119	.098	.081	.082	.068	.057	.047	.040	.033	.015	.013	.011	
4.0	.127	.098	.076	.109	.085	.066	.075	.059	.047	.043	.035	.028	.014	.011	.009	
5.0	.117	.086	.063	.101	.075	.055	.069	.052	.039	.040	.031	.023	.013	.010	.008	
6.0	.109	.077	.053	.094	.066	.046	.065	.046	.033	.038	.027	.019	.012	.009	.006	
7.0	.102	.069	.045	.088	.060	.039	.061	.042	.028	.035	.025	.017	.011	.008	.005	
8.0	.096	.062	.039	.083	.054	.034	.057	.038	.024	.033	.022	.014	.011	.007	.005	
9.0	.091	.057	.034	.078	.049	.029	.054	.035	.021	.032	.020	.012	.010	.007	.004	
10.0	.086	.052	.030	.074	.045	.026	.052	.032	.018	.030	.019	.011	.010	.006	.004	

C Range: 0 - 360DEG
C Interval: 15.0DEG
Test Speed: HIGH
Temperature:25.3DEG
Operators:Jason
Test Date:2020-05-07

γ Range: 0 - 90DEG
 γ Interval: 0.5DEG
Test System:EVERFINE GO-2000B_V1 SYSTEM V2.0.362
Humidity:58%
Test Distance:5.850m [K=1.0000]
Remarks:

UGR(Unified Glare Rating) Table

Test:U:48.00V I:0.2601A P:12.48W PF:1.000 Freq:0Hz Lamp Flux:547.568x1 lm										
NAME: ML26-RS40-12W-927-45					TYPE:Low Voltage Track System Module					
SPEC.:2700K					DIM.: ϕ 40mm*H105mm					
MFR.: NEKO LIGHTING AG										
ceiling/cavity	0.7	0.7	0.5	0.5	0.3	0.7	0.7	0.5	0.5	0.3
walls	0.5	0.3	0.5	0.3	0.3	0.5	0.3	0.5	0.3	0.3
working plane	0.2	0.2	0.2	0.2	0.2	0.2	0.2	0.2	0.2	0.2
Room dimensions	Viewed crosswise					Viewed endwise				
x = 2H y = 2H	21.2	22.0	21.4	22.1	22.3	18.0	18.8	18.2	18.9	19.1
3H	21.0	21.8	21.3	21.9	22.1	17.9	18.6	18.1	18.8	18.9
4H	21.0	21.6	21.2	21.8	22.1	17.8	18.4	18.0	18.7	18.9
6H	20.9	21.5	21.2	21.7	22.0	17.7	18.3	18.0	18.6	18.8
8H	20.8	21.4	21.1	21.7	21.9	17.6	18.3	17.9	18.5	18.8
12H	20.8	21.4	21.1	21.6	21.9	17.6	18.2	17.9	18.4	18.7
4H 2H	21.0	21.6	21.2	21.8	22.1	17.8	18.4	18.0	18.7	18.9
3H	20.8	21.4	21.1	21.6	21.9	17.6	18.2	17.9	18.4	18.7
4H	20.7	21.2	21.0	21.5	21.8	17.5	18.0	17.8	18.3	18.6
6H	20.6	21.1	21.0	21.4	21.7	17.4	17.9	17.8	18.2	18.6
8H	20.5	21.0	20.9	21.3	21.7	17.4	17.8	17.7	18.1	18.5
12H	20.5	20.9	20.9	21.3	21.6	17.3	17.7	17.7	18.1	18.5
8H 4H	20.5	21.0	20.9	21.3	21.7	17.4	17.8	17.7	18.1	18.5
6H	20.4	20.8	20.9	21.2	21.6	17.2	17.6	17.7	18.0	18.4
8H	20.4	20.7	20.8	21.1	21.5	17.2	17.5	17.6	17.9	18.4
12H	20.3	20.6	20.8	21.0	21.5	17.1	17.4	17.6	17.8	18.3
12H 4H	20.5	20.9	20.9	21.3	21.6	17.3	17.7	17.7	18.1	18.5
6H	20.4	20.7	20.8	21.1	21.5	17.2	17.5	17.6	17.9	18.4
8H	20.3	20.6	20.8	21.0	21.5	17.1	17.4	17.6	17.8	18.3
Variations with the observer position at spacings:										
S = 1.0H	+ 4.3 / -14.6					+ 3.1 / -12.4				
1.5H	+ 7.0 / -11.9					+ 5.5 / - 8.8				
2.0H	+ 5.6 / - 5.9					+ 4.7 / - 5.9				

CIE Pub.117, 547.6 lm Total Lamp Luminous Flux Correct ($8\log(F/F_0) = -2.1$)

C Range: 0 - 360DEG
C Interval: 15.0DEG
Test Speed: HIGH
Temperature:25.3DEG
Operators:Jason
Test Date:2020-05-07

γ Range: 0 - 90DEG
 γ Interval: 0.5DEG
Test System:EVERFINE GO-2000B_V1 SYSTEM V2.0.362
Humidity:58%
Test Distance:5.850m [K=1.0000]
Remarks:

UTILIZATION FACTORS TABLE

Test:U:48.00V I:0.2601A P:12.48W PF:1.000 Freq:0Hz Lamp Flux:547.568x1 lm		
NAME: ML26-RS40-12W-927-45	TYPE:Low Voltage Track System Module	
SPEC.:2700K	DIM.: ϕ 40mm*H105mm	
MFR.: NEKO LIGHTING AG		

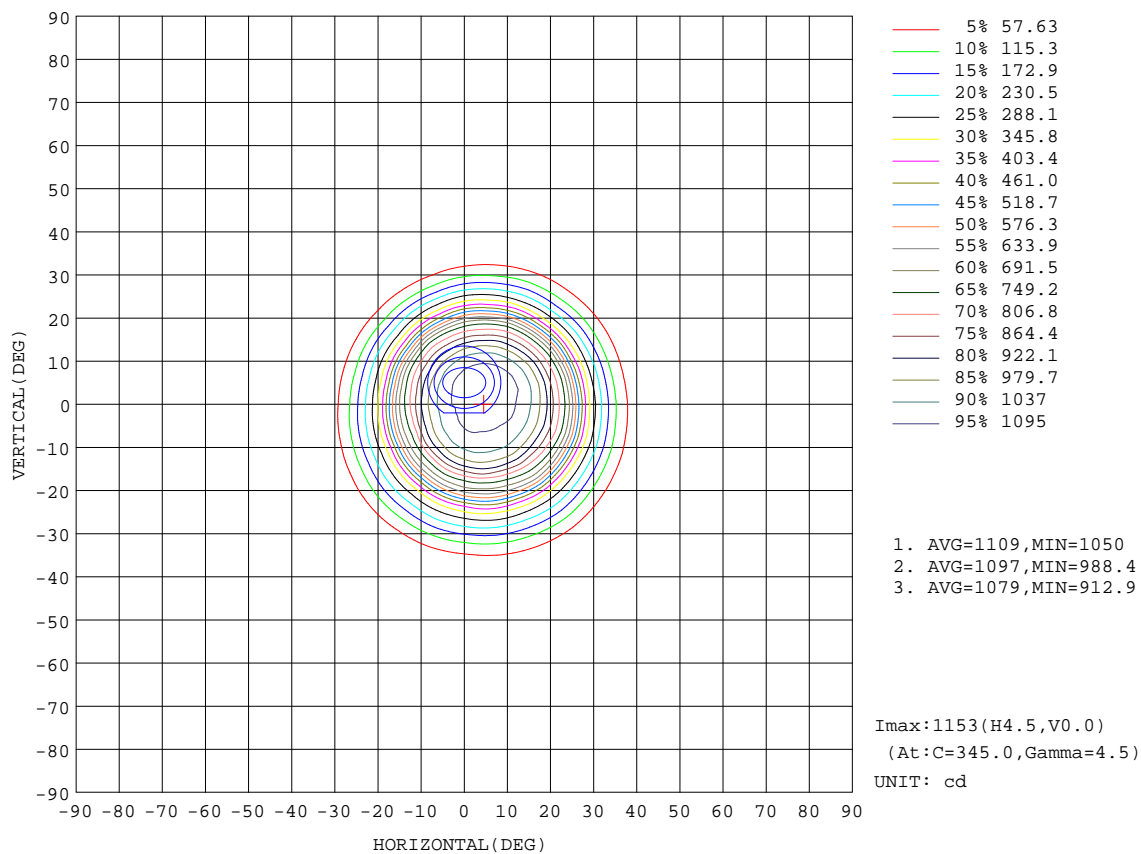
REFLECTANCE										
Ceiling	0.8	0.8	0.8	0.7	0.7	0.7	0.5	0.5	0.5	0
Walls	0.7	0.5	0.3	0.7	0.5	0.3	0.7	0.5	0.3	0
Working plane	0.2	0.2	0.2	0.2	0.2	0.2	0.2	0.2	0.2	0
ROOM INDEX	UTILIZATION FACTORS(PERCENT) $k(RI) \times RCR = 5$									
$k = 0.60$	91	85	82	90	85	82	90	85	82	78
0.80	98	93	89	97	92	89	96	92	89	86
1.00	102	97	93	101	96	93	99	96	93	89
1.25	105	101	98	104	100	97	102	99	96	92
1.50	108	103	100	106	103	100	104	101	99	95
2.00	110	106	103	108	105	102	106	103	101	96
2.50	111	108	105	110	107	104	107	104	102	97
3.00	113	110	107	111	108	106	108	106	104	98
4.00	115	112	110	113	110	109	109	107	106	99
5.00	116	114	112	114	112	110	110	108	107	100
ROOM INDEX	UF(total)									Direct
According to DIN EN 13032-2 2004			Suspended					SHRNOM = 1.25		

C Range: 0 - 360DEG
 C Interval: 15.0DEG
 Test Speed: HIGH
 Temperature:25.3DEG
 Operators:Jason
 Test Date:2020-05-07

γ Range: 0 - 90DEG
 γ Interval: 0.5DEG
 Test System:EVERFINE GO-2000B_V1 SYSTEM V2.0.362
 Humidity:58%
 Test Distance:5.850m [K=1.0000]
 Remarks:

ISOCANDELA DIAGRAM

Test:U:48.00V I:0.2601A P:12.48W PF:1.000 Freq:0Hz Lamp Flux:547.568x1 lm		
NAME: ML26-RS40-12W-927-45	TYPE:Low Voltage Track System Module	
SPEC.:2700K	DIM.: ϕ 40mm*H105mm	
MFR.: NEKO LIGHTING AG		




C Range: 0 - 360DEG
C Interval: 15.0DEG
Test Speed: HIGH
Temperature:25.3DEG
Operators:Jason
Test Date:2020-05-07

γ Range: 0 - 90DEG
 γ Interval: 0.5DEG
Test System:EVERFINE GO-2000B_V1 SYSTEM V2.0.362
Humidity:58%
Test Distance:5.850m [K=1.0000]
Remarks:

AAI Figure

Test:U:48.00V I:0.2601A P:12.48W PF:1.000 Freq:0Hz Lamp Flux:547.568x1 lm		
NAME: ML26-RS40-12W-927-45	TYPE:Low Voltage Track System Module	
SPEC.:2700K	DIM.: ϕ 40mm*H105mm	
MFR.: NEKO LIGHTING AG		

Flux out:375.5 lm



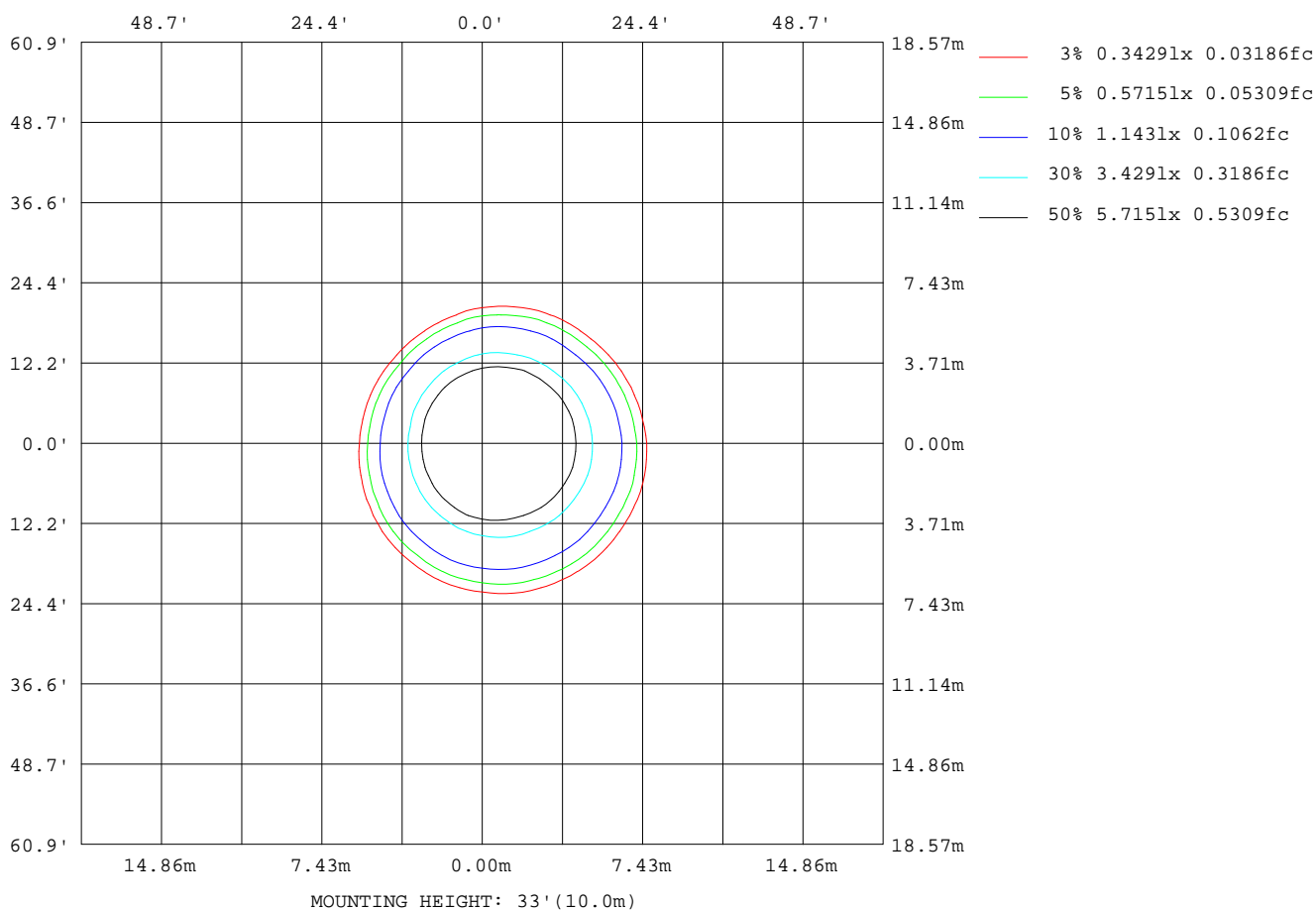
Note: The Curves indicate the illuminated area and the average illumination when the luminaire is at different distance.

C Range: 0 - 360DEG
C Interval: 15.0DEG
Test Speed: HIGH
Temperature: 25.3DEG
Operators: Jason
Test Date: 2020-05-07

γ Range: 0 - 90DEG
 γ Interval: 0.5DEG
Test System: EVERFINE GO-2000B_V1 SYSTEM V2.0.362
Humidity: 58%
Test Distance: 5.850m [K=1.0000]
Remarks:

ISOLUX DIAGRAM

Test:U:48.00V I:0.2601A P:12.48W PF:1.000 Freq:0Hz Lamp Flux:547.568x1 lm		
NAME: ML26-RS40-12W-927-45	TYPE:Low Voltage Track System Module	
SPEC.:2700K	DIM.: ϕ 40mm*H105mm	
MFR.: NEKO LIGHTING AG		



C Range: 0 - 360DEG
C Interval: 15.0DEG
Test Speed: HIGH
Temperature:25.3DEG
Operators:Jason
Test Date:2020-05-07

γ Range: 0 - 90DEG
 γ Interval: 0.5DEG
Test System:EVERFINE GO-2000B_V1 SYSTEM V2.0.362
Humidity:58%
Test Distance:5.850m [K=1.0000]
Remarks:

LED Avg.L Report

Test:U:48.00V I:0.2601A P:12.48W PF:1.000 Freq:0Hz Lamp Flux:547.568x1 lm		
NAME: ML26-RS40-12W-927-45	TYPE:Low Voltage Track System Module	
SPEC.:2700K	DIM.: ϕ 40mm*H105mm	
MFR.: NEKO LIGHTING AG		

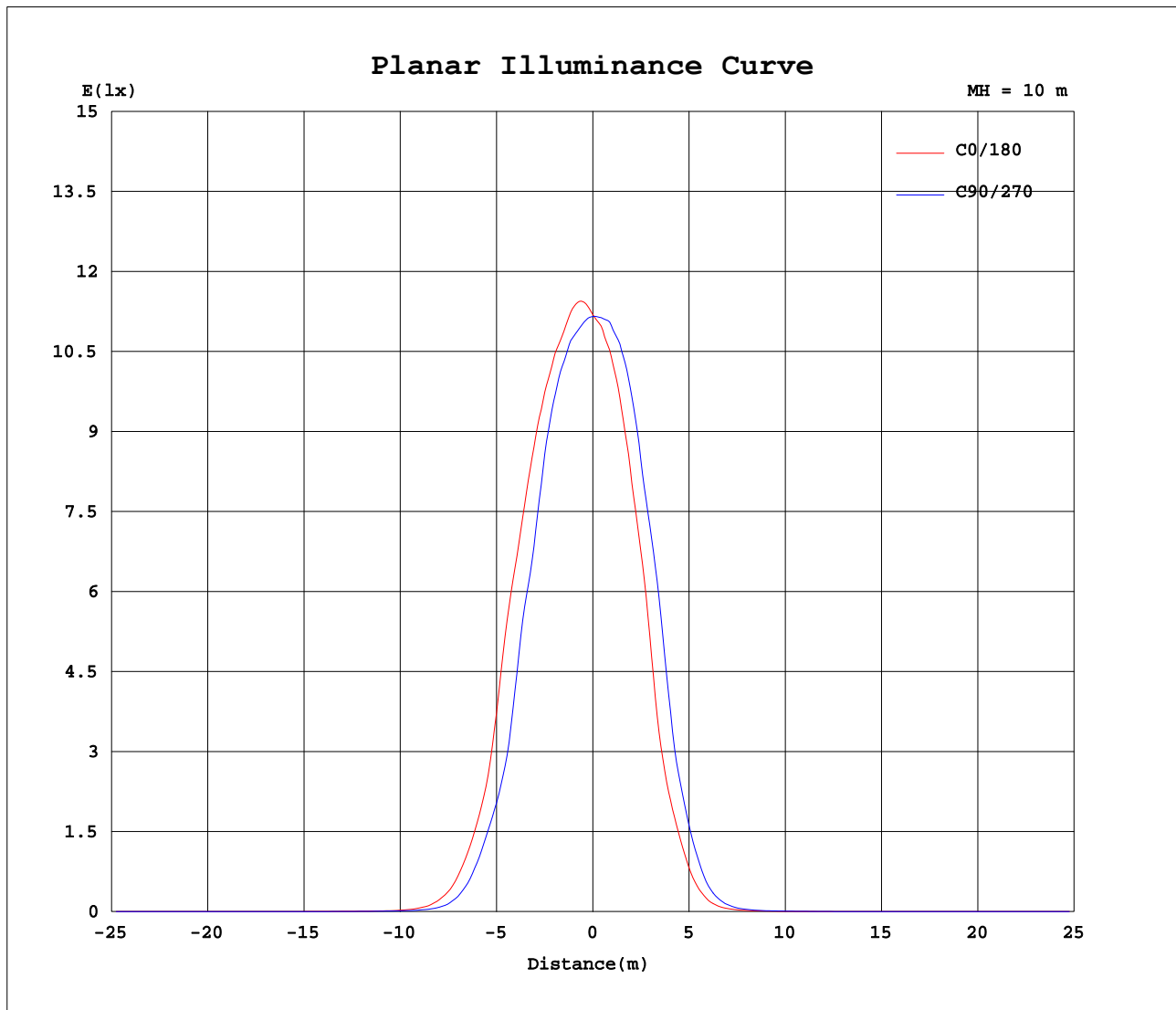
AvgL	cd/m2
L_0~180 (65) av	580
L_0~180 (75) av	323
L_0~180 (85) av	369
L_90~270 (65) av	423
L_90~270 (75) av	236
L_90~270 (85) av	240
L_45 (65) av	492
L_45 (75) av	265
L_45 (85) av	285

Standard: GB/T 29293-2012

C Range: 0 - 360DEG
C Interval: 15.0DEG
Test Speed: HIGH
Temperature:25.3DEG
Operators:Jason
Test Date:2020-05-07

γ Range: 0 - 90DEG
 γ Interval: 0.5DEG
Test System:EVERFINE GO-2000B_V1 SYSTEM V2.0.362
Humidity:58%
Test Distance:5.850m [K=1.0000]
Remarks:

Planar Illuminance Curve



C Range: 0 - 360DEG
C Interval: 15.0DEG
Test Speed: HIGH
Temperature: 25.3DEG
Operators: Jason
Test Date: 2020-05-07

γ Range: 0 - 90DEG
 γ Interval: 0.5DEG
Test System: EVERFINE GO-2000B_V1 SYSTEM V2.0.362
Humidity: 58%
Test Distance: 5.850m [K=1.0000]
Remarks:

```

γ Range: 0 - 90DEG
γ Interval: 0.5DEG
Test System:EVERFINE GO-2000B_V1 SYSTEM V2.0.362
Humidity:58%
Test Distance:5.850m [K=1.0000]
Remarks:

```

```

γ Range: 0 - 90DEG
γ Interval: 0.5DEG
Test System:EVERFINE GO-2000B_V1 SYSTEM V2.0.362
Humidity:58%
Test Distance:5.850m [K=1.0000]
Remarks:

```